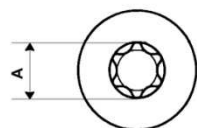
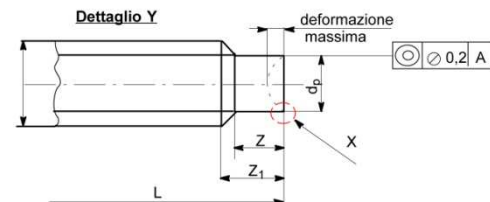
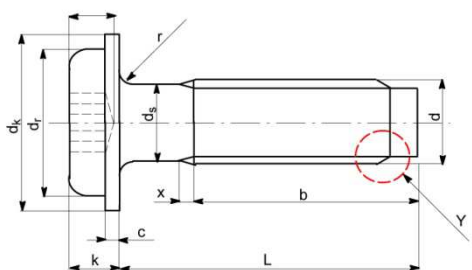
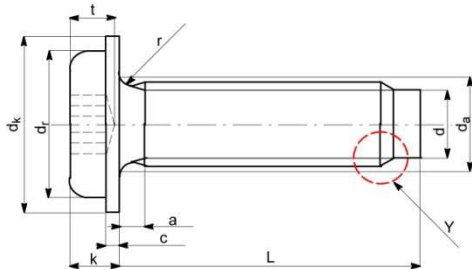


IVECO 11-0179

Produktion nach Norm IVECO 11-0179.

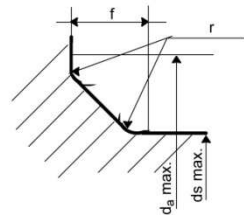
Materialien: 8.8

1 RAPPRESENTAZIONE E DIMENSIONI



IVECO STD. 10-4225

Particolare sottotesta

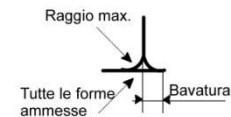


r min. : vedere Prospetto I

$$r \max. = \frac{d_a \max. - d_s \max.}{2}$$

$$f \max. = 1,7 r \max.$$

Dettaglio X



NOTA : Il diametro di gambo d_s è approssimativamente uguale al diametro medio di filettatura.

Dimensioni fondamentali

Filettatura d	M3	M4	M5	M6	M8	M10	M12		
Passo P	0.5	0.7	0.8	1.0	1.25	1.5	1.75		
a	max. 1	1.4	1.6	2	2.5	3	3.5		
b	25	38	38	38	38	38	38		
da	max. 3.6	4.7	5.7	6.8	9.2	11.2	14.2		
dk	nom. = max. 6.6	9.5	11	13.5	17	21	25		
	min. 6	9	10.5	13	16.2	20	24		
k	nom. = max. 1.7	2.6	2.9	3.7	5.0	5.7	6.9		
	min. 1.4	2.3	2.5	3.1	4.4	5.0	6.2		
dr	5.5	8	9	11	16	19	23		
c	0.7	1.0	1.0	1.4	1.8	1.8	2.1		
r	max. 0.1	0.2	0.2	0.25	0.4	0.4	0.5		
rf	5	6.5	8	10	13	16	20		
x	max. 1.25	1.75	2.0	2.5	3.2	3.8	4.4		
dp	max. 2.3	3	3.8	4.5	6.1	7.8	9.4		
	min. 2.1	2.8	3.6	4.3	5.9	7.6	9.1		
Z	min. 1.5	2	2.5	3	4	5	5.5		
Z1	max. 2.75	3.75	4.5	5.5	7.1	8.75	10.4		
Deformazione	0.25	0.3	0.4	0.5	0.7	0.8	1		
Raggio max	0.30		0.40		0.50				
Bavatura	0.25		0.30		0.50				
Impronta esalobata	Impronta N°								
	A	ref	10	20	25	30	45	50	55
		max.	2.8	3.95	4.5	5.6	7.95	8.95	11.35
	t	min.	1.10	1.15	1.7	2.0	2.7	3.5	3.65