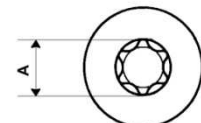
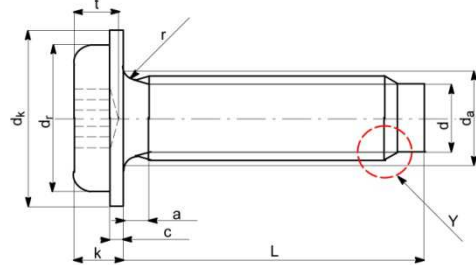


IVECO 11-0179

Production selon la norme IVECO 11-0179 .

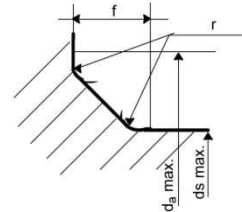
Matériau: acier 8.8

1 RAPPRESENTAZIONE E DIMENSIONI



IVECO STD. 10-4225

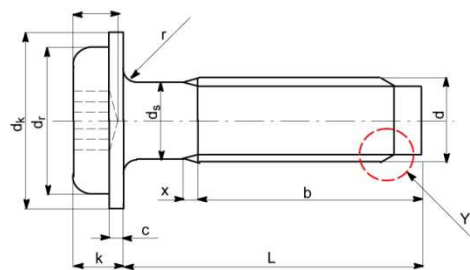
Particolare sottotesta



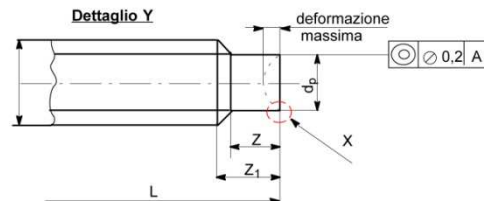
r min. : vedere Prospetto I

$$r \max. = \frac{d_a \max. - d_s \max.}{2}$$

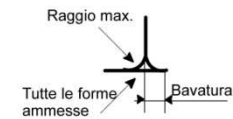
$$f \max. = 1,7 r \max.$$



Dettaglio Y



Dettaglio X



NOTA : Il diametro di gambo d_s è approssimativamente uguale al diametro medio di filettatura.

Dimensioni fondamentali

Filettatura d	M3	M4	M5	M6	M8	M10	M12	
Passo P	0.5	0.7	0.8	1.0	1.25	1.5	1.75	
a	max. 1	1.4	1.6	2	2.5	3	3.5	
b	25	38	38	38	38	38	38	
da	max. 3.6	4.7	5.7	6.8	9.2	11.2	14.2	
dk	nom. = max. 6.6	9.5	11	13.5	17	21	25	
	min. 6	9	10.5	13	16.2	20	24	
k	nom. = max. 1.7	2.6	2.9	3.7	5.0	5.7	6.9	
	min. 1.4	2.3	2.5	3.1	4.4	5.0	6.2	
dr	5.5	8	9	11	16	19	23	
c	0.7	1.0	1.0	1.4	1.8	1.8	2.1	
r	max. 0.1	0.2	0.2	0.25	0.4	0.4	0.5	
rf	5	6.5	8	10	13	16	20	
x	max. 1.25	1.75	2.0	2.5	3.2	3.8	4.4	
dp	max. 2.3	3	3.8	4.5	6.1	7.8	9.4	
	min. 2.1	2.8	3.6	4.3	5.9	7.6	9.1	
Z	min. 1.5	2	2.5	3	4	5	5.5	
Z1	max. 2.75	3.75	4.5	5.5	7.1	8.75	10.4	
Deformazione	0.25	0.3	0.4	0.5	0.7	0.8	1	
Raggio max	0.30		0.40		0.50			
Bavatura	0.25		0.30		0.50			
Impronta esalobata	Impronta N°							
		10	20	25	30	45	50	55
	A	ref 2.8	3.95	4.5	5.6	7.95	8.95	11.35
	t	max. 1.10	1.15	1.7	2.0	2.7	3.5	3.65
	min. 0.85	1.0	1.4	1.65	2.3	3.1	3.25	